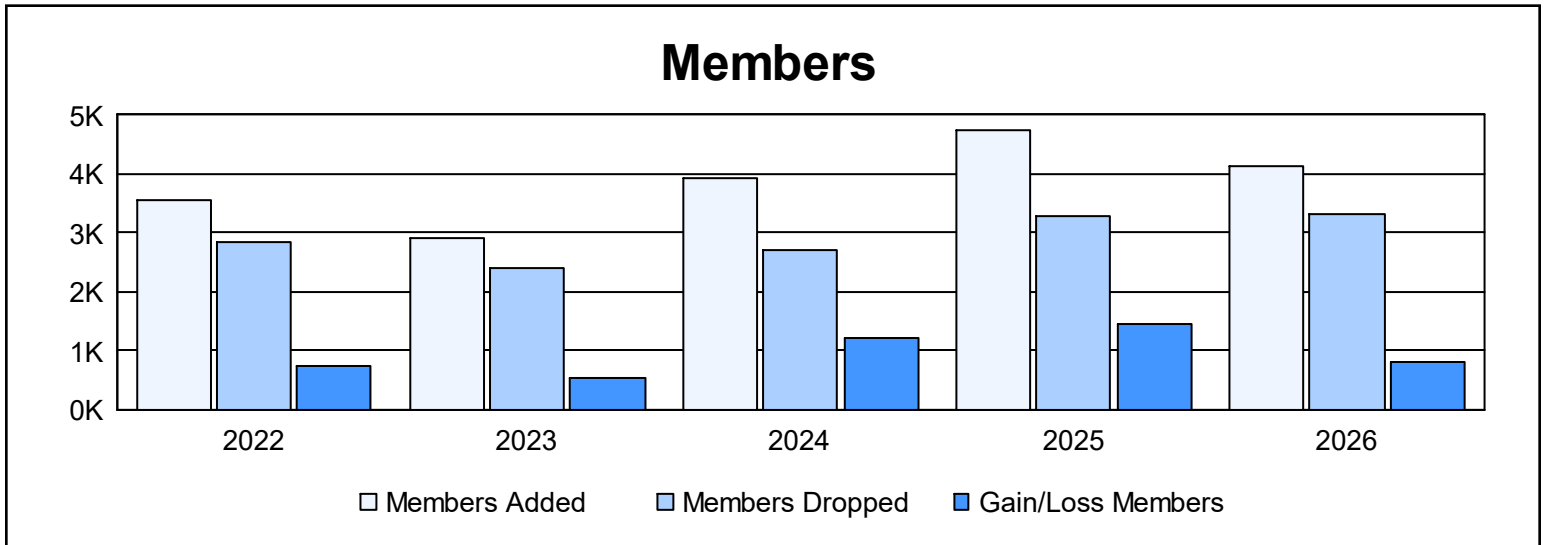
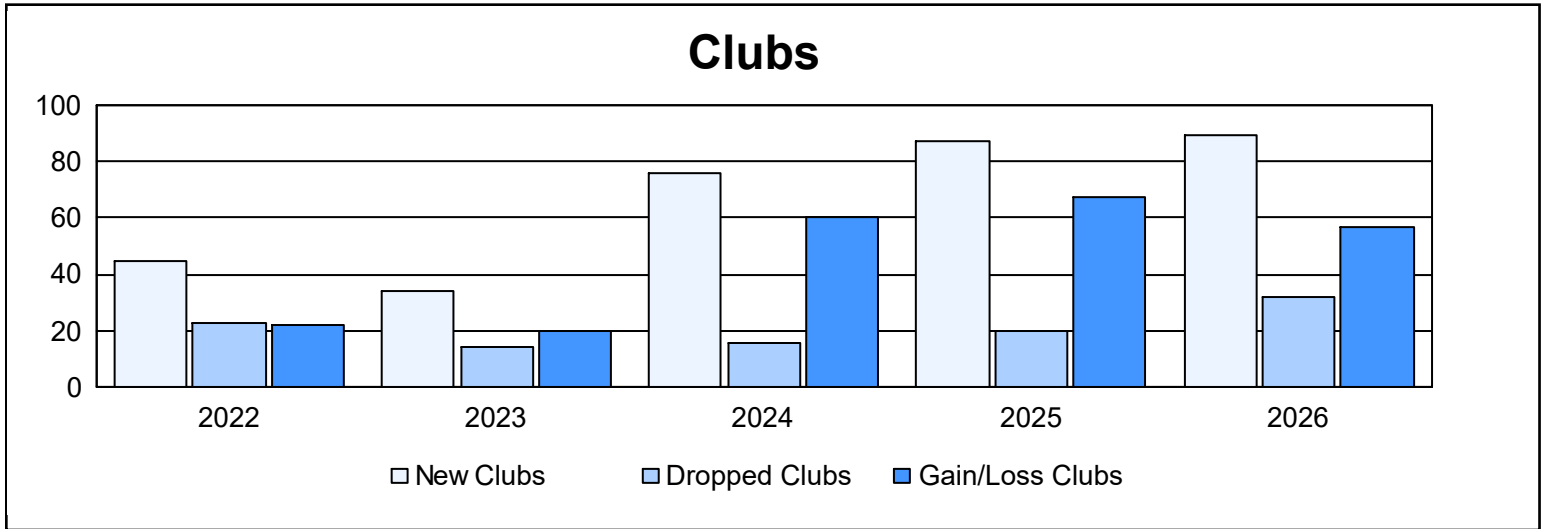
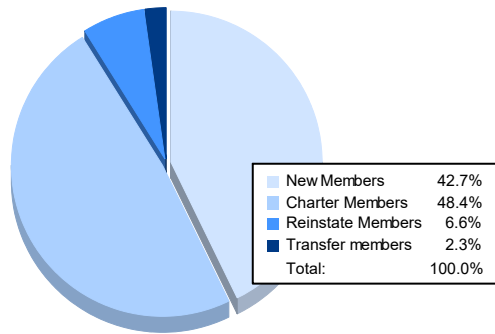


Year	New Clubs	Dropped Clubs	Gain/ Loss Clubs	New Members	Charter Members	Reinstate Members	Transfer Members	Total Member Added	Total Members Dropped	Gain/ Loss Members
2021-2022	45	23	22	2,163	1,277	72	53	3,565	2,841	724
2022-2023	34	14	20	1,612	1,001	243	59	2,915	2,393	522
2023-2024	76	16	60	1,834	1,815	194	74	3,917	2,699	1,218
2024-2025	87	20	67	2,210	1,860	559	109	4,738	3,276	1,462
2025-2026	89	32	57	1,768	2,004	273	94	4,139	3,332	807
Average	66	21	45	1,917	1,591	268	78	3,855	2,908	947



Membership Composition May 2026 Cumulative



Gender Composition May 2026 Cumulative

